



NATA LIGHTING CO.,LTD.
www.nata.cn
Email:info@nata.com
Tel:+86-750-3770000 Fax:+86 750 3771111
Address:Address:380JinOu Road,GaoXin Zone,Jiang Men City,Guangdong,China

Nata

Client:

LumCAT: 2-2748-L

Luminaire: 92.70.411.00

Report No: 2024909-B008

Ballast type: AC

Test No: 2024909-C008

Voltage(V): 34.390

LampCAT: NICHIA NFCWJ108B-V3

Current(A): 0.563

Lamp flux(lm): 2538.0

Power (W): 19.360

Number of Lamps: 1

PF: 0.000

Length(mm): 0

Width(mm): 0

Phm Type: C

Height(mm): 0

Photometric Results

Lumens(lm): 2372.08, Efficiency(%): 93.46% , Luminous Efficacy(lm/W): 122.52

Central intensity(cd): 11657.750, Maximum intensity(cd): 11721.160

Angle of maximum intensity: C=0.0 γ =1.0

Beam Angle(50%Imax): [C0/180]Total=18.0

[C90/270]Total=18.0

Field angle(10%Imax): [C0/180]Total=48.8

[C90/270]Total=48.8

Maximum s/h(1/2): C0_180=0.31 C90_270=0.31

Maximum s/h(1/4): C0_180=0.35 C90_270=0.35

Up flux rate of lamp(%): 0.00%

Down flux rate of lamp(%): 93.46%

Up flux rate of LUM(%): - -

Down flux rate of LUM(%): 100.00%

CIE Type : Direct lighting

Output flux ratio in π solid angle : 99.167%

Equipment: GMS 1800
Temperature(°C): 25.0

Date: 2024/9/9
Humidity(%): 60.0%

Operator: NT
Distance(m): 7.25

$\gamma(^{\circ})$	Average I(cd)	Zonal F(lm)	Sum F(lm)	Eff Flux(%)	Eff Sum(%)
0.0	11657.745	0.000	0	0.00%	0.00%
1.0	11721.155	11.186	11.186	0.44%	0.47%
2.0	11287.403	33.024	44.21	1.30%	1.86%
3.0	10877.159	53.010	97.221	2.09%	4.10%
4.0	10399.451	71.220	168.44	2.81%	7.10%
5.0	9659.476	86.292	254.733	3.40%	10.74%
6.0	8750.125	96.747	351.48	3.81%	14.82%
7.0	7699.040	102.100	453.58	4.02%	19.12%
8.0	6894.209	104.441	558.021	4.12%	23.52%
9.0	5842.841	103.227	661.248	4.07%	27.88%
10.0	5109.272	99.113	760.36	3.91%	32.05%
11.0	4489.422	95.911	856.271	3.78%	36.10%
12.0	3907.187	91.787	948.058	3.62%	39.97%
13.0	3478.599	87.651	1035.709	3.45%	43.66%
14.0	3116.996	84.423	1120.132	3.33%	47.22%
15.0	2854.709	81.982	1202.114	3.23%	50.68%
16.0	2640.477	80.520	1282.634	3.17%	54.07%
17.0	2341.699	77.586	1360.22	3.06%	57.34%
18.0	2121.239	73.584	1433.804	2.90%	60.45%
19.0	1889.352	69.776	1503.58	2.75%	63.39%
20.0	1722.545	66.108	1569.688	2.60%	66.17%
21.0	1579.713	63.410	1633.098	2.50%	68.85%
22.0	1431.717	60.516	1693.614	2.38%	71.40%
23.0	1310.692	57.543	1751.157	2.27%	73.82%
24.0	1205.094	55.004	1806.161	2.17%	76.14%
25.0	1120.987	52.890	1859.051	2.08%	78.37%
26.0	1047.787	51.194	1910.245	2.02%	80.53%
27.0	966.611	49.283	1959.528	1.94%	82.61%
28.0	893.950	47.105	2006.633	1.86%	84.59%
29.0	812.248	44.639	2051.272	1.76%	86.48%
30.0	721.460	41.410	2092.682	1.63%	88.22%
31.0	637.833	37.827	2130.509	1.49%	89.82%
32.0	550.303	34.039	2164.548	1.34%	91.25%
33.0	469.416	30.041	2194.589	1.18%	92.52%
34.0	387.484	25.932	2220.522	1.02%	93.61%
35.0	314.127	21.789	2242.311	0.86%	94.53%
36.0	265.040	18.441	2260.752	0.73%	95.31%
37.0	188.200	14.782	2275.534	0.58%	95.93%

$\gamma(^{\circ})$	Average I(cd)	Zonal F(lm)	Sum F(lm)	Eff Flux(%)	Eff Sum(%)
38.0	139.553	10.940	2286.474	0.43%	96.39%
39.0	94.573	7.991	2294.465	0.31%	96.73%
40.0	74.856	5.909	2300.374	0.23%	96.98%
41.0	57.878	4.727	2305.101	0.19%	97.18%
42.0	51.354	3.969	2309.069	0.16%	97.34%
43.0	46.452	3.623	2312.692	0.14%	97.50%
44.0	42.306	3.350	2316.042	0.13%	97.64%
45.0	38.568	3.108	2319.151	0.12%	97.77%
46.0	35.453	2.895	2322.045	0.11%	97.89%
47.0	32.661	2.709	2324.754	0.11%	98.00%
48.0	30.276	2.544	2327.299	0.10%	98.11%
49.0	28.206	2.402	2329.7	0.09%	98.21%
50.0	26.419	2.278	2331.978	0.09%	98.31%
51.0	25.013	2.176	2334.154	0.09%	98.40%
52.0	23.929	2.100	2336.254	0.08%	98.49%
53.0	23.128	2.047	2338.301	0.08%	98.58%
54.0	22.576	2.014	2340.315	0.08%	98.66%
55.0	22.227	2.000	2342.315	0.08%	98.75%
56.0	21.997	1.998	2344.314	0.08%	98.83%
57.0	21.853	2.005	2346.319	0.08%	98.91%
58.0	21.649	2.012	2348.33	0.08%	99.00%
59.0	21.255	2.006	2350.336	0.08%	99.08%
60.0	20.703	1.982	2352.318	0.08%	99.17%
61.0	19.783	1.932	2354.25	0.08%	99.25%
62.0	18.528	1.846	2356.097	0.07%	99.33%
63.0	16.945	1.725	2357.822	0.07%	99.40%
64.0	15.138	1.574	2359.396	0.06%	99.47%
65.0	13.167	1.401	2360.797	0.06%	99.52%
66.0	11.084	1.210	2362.007	0.05%	99.58%
67.0	9.369	1.028	2363.035	0.04%	99.62%
68.0	8.055	0.883	2363.918	0.03%	99.66%
69.0	7.070	0.772	2364.69	0.03%	99.69%
70.0	6.419	0.693	2365.382	0.03%	99.72%
71.0	5.848	0.634	2366.016	0.02%	99.74%
72.0	5.493	0.590	2366.606	0.02%	99.77%
73.0	5.105	0.554	2367.16	0.02%	99.79%
74.0	4.796	0.521	2367.681	0.02%	99.81%
75.0	4.488	0.491	2368.171	0.02%	99.84%

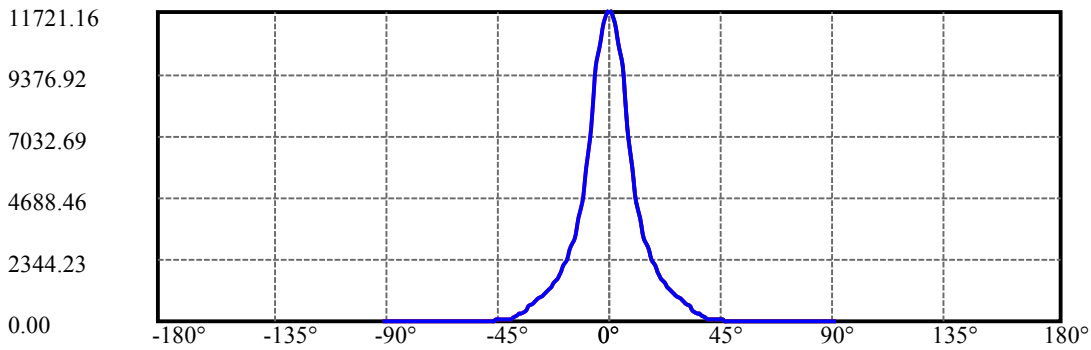
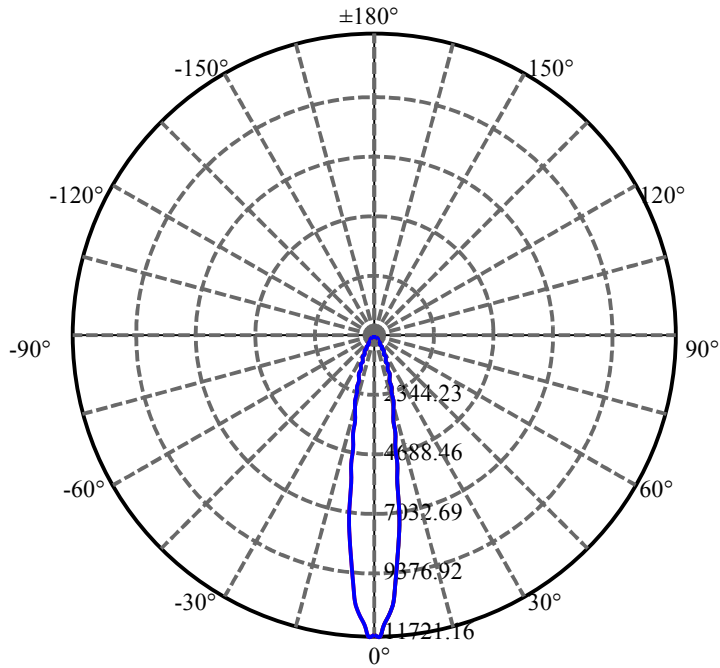
$\gamma(^{\circ})$	Average I(cd)	Zonal F(lm)	Sum F(lm)	Eff Flux(%)	Eff Sum(%)
76.0	4.198	0.461	2368.632	0.02%	99.85%
77.0	3.942	0.434	2369.066	0.02%	99.87%
78.0	3.660	0.407	2369.473	0.02%	99.89%
79.0	3.364	0.377	2369.851	0.01%	99.91%
80.0	3.062	0.346	2370.197	0.01%	99.92%
81.0	2.779	0.316	2370.513	0.01%	99.93%
82.0	2.451	0.284	2370.797	0.01%	99.95%
83.0	2.168	0.251	2371.048	0.01%	99.96%
84.0	1.892	0.221	2371.269	0.01%	99.97%
85.0	1.649	0.193	2371.462	0.01%	99.97%
86.0	1.386	0.166	2371.628	0.01%	99.98%
87.0	1.202	0.142	2371.77	0.01%	99.99%
88.0	0.999	0.121	2371.89	0.00%	99.99%
89.0	0.848	0.101	2371.991	0.00%	100.00%
90.0	0.742	0.087	2372.079	0.00%	100.00%

ZONAL LUMEN SUMMARY

Zone	Lumens	%Lamp	%Fixt
0-30	2092.68	82.45%	88.22%
0-40	2300.37	90.64%	96.98%
0-60	2352.32	92.68%	99.17%
0-90	2371.99	93.46%	100.00%
0-120	2371.99	93.46%	100.00%
0-180	2372.08	93.46%	100.00%
60-90	19.67	0.78%	0.83%
90-120	0.00	0.00%	0.00%
90-130	0.00	0.00%	0.00%
90-150	0.00	0.00%	0.00%
90-180	0.00	0.00%	0.00%
0-25.75	1897.66	74.77%	80.00%

ZONAL LUMEN SUMMARY

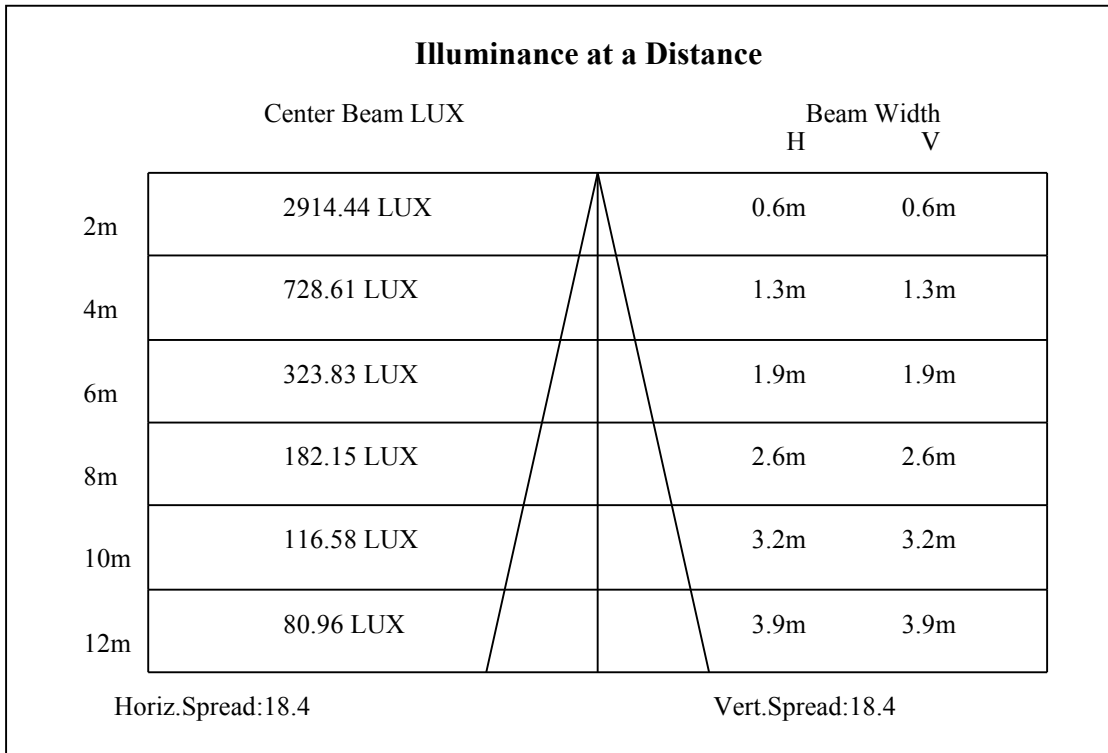
0-10	760.36
10-20	809.33
20-30	522.99
30-40	207.69
40-50	31.60
50-60	20.34
60-70	13.06
70-80	4.81
80-90	1.79
90-100	0.00
100-110	0.00
110-120	0.00
120-130	0.00
130-140	0.00
140-150	0.00
150-160	0.00
160-170	0.00
170-180	0.00

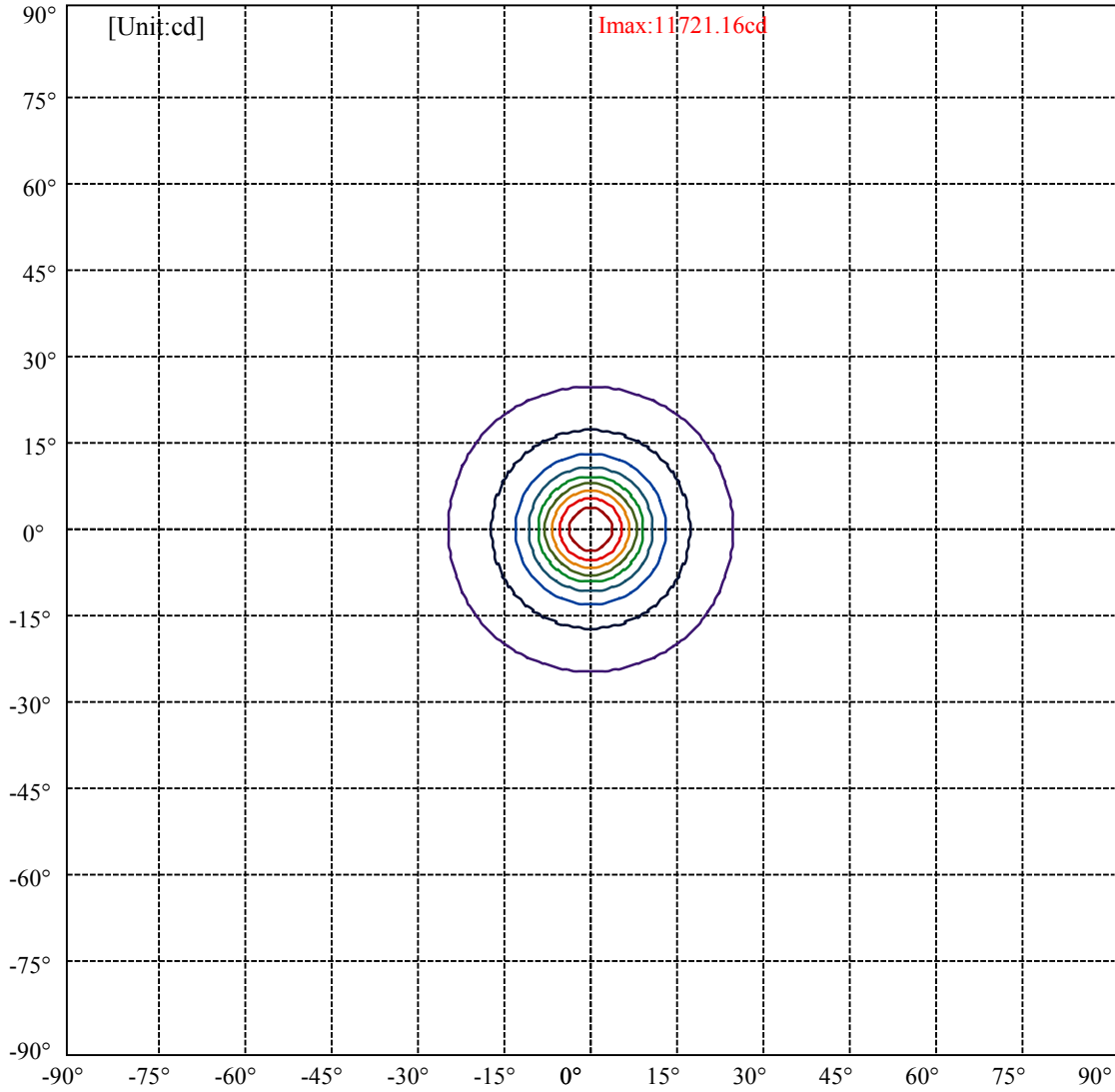


C0(Max): —————
 C0/C180: —————
 C90/C270: —————

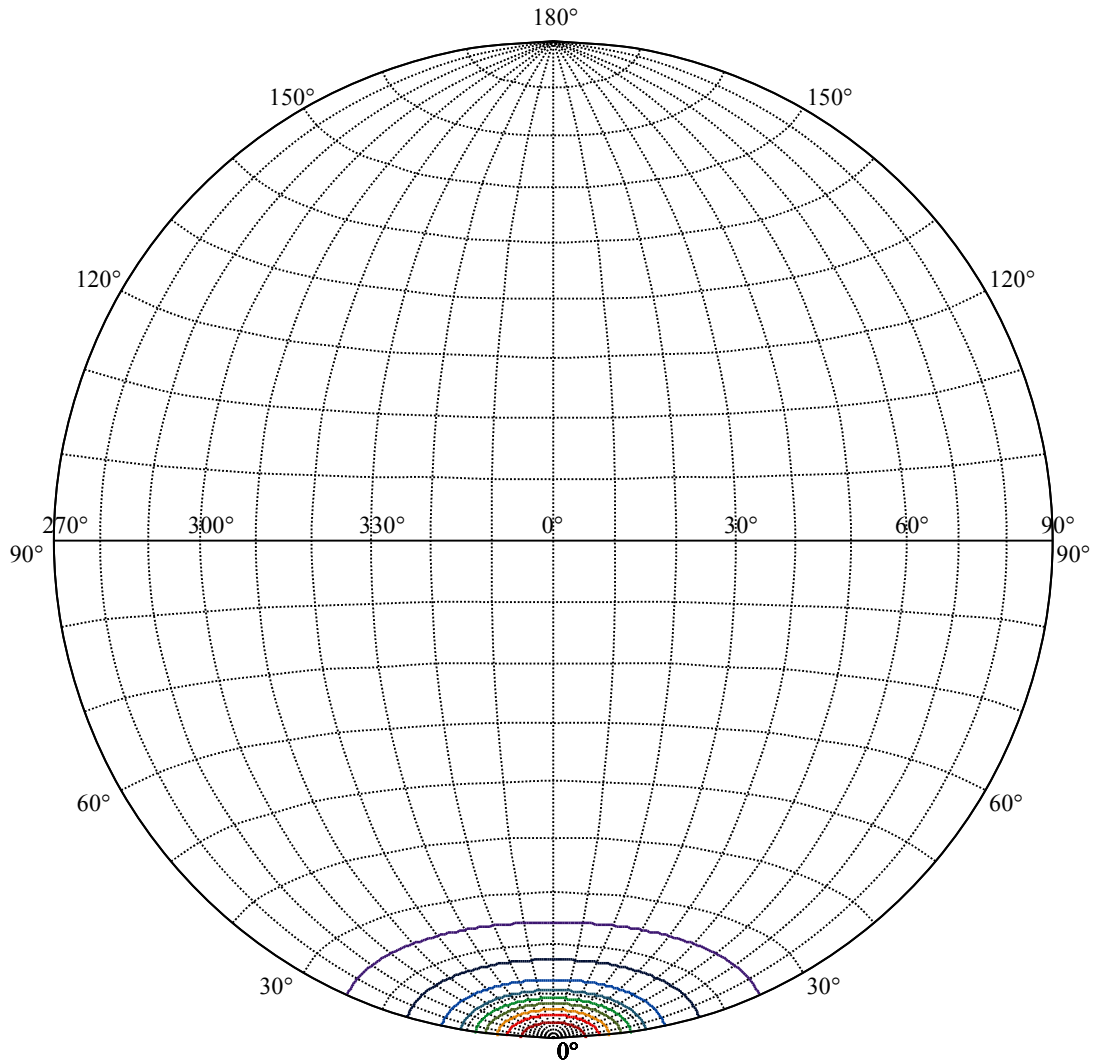
Field angle(10%Imax):C0/180Left:25.4 Right:23.4
 :C90/270Left:25.4 Right:23.4

Beam Angle(50%Imax):C0/180Left:10.0 Right:8.0
 :C90/270Left:10.0 Right:8.0





(10%Imax) 1172.12	—
(20%Imax) 2344.23	—
(30%Imax) 3516.35	—
(40%Imax) 4688.46	—
(50%Imax) 5860.58	—
(60%Imax) 7032.69	—
(70%Imax) 8204.81	—
(80%Imax) 9376.92	—
(90%Imax) 10549	—



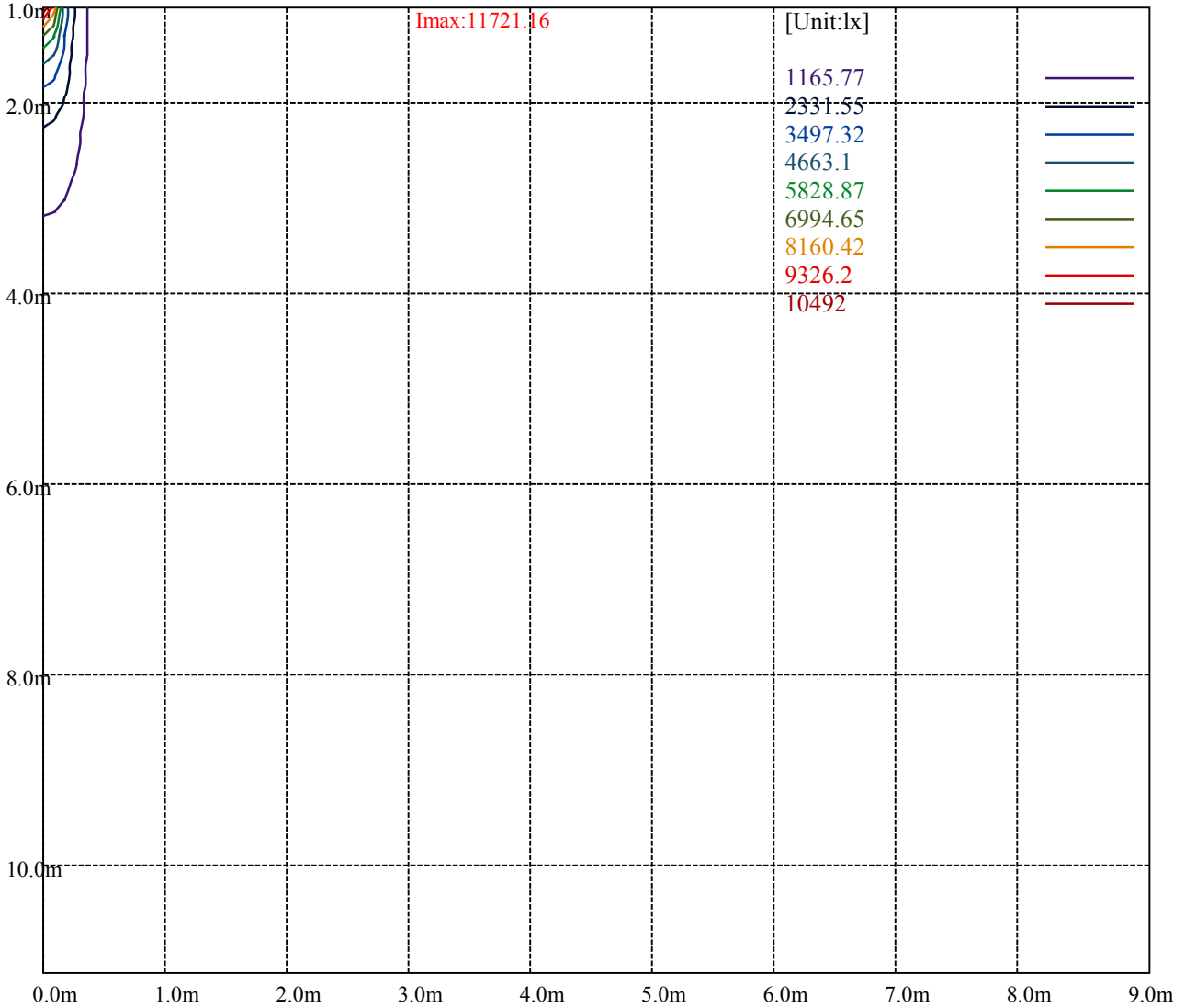
House

[Unit:cd]

Road

I_{max}:11721.16

(10%I _{max}) 1172.12	—
(20%I _{max}) 2344.23	—
(30%I _{max}) 3516.35	—
(40%I _{max}) 4688.46	—
(50%I _{max}) 5860.58	—
(60%I _{max}) 7032.69	—
(70%I _{max}) 8204.81	—
(80%I _{max}) 9376.92	—
(90%I _{max}) 10549	—



Luminance Table

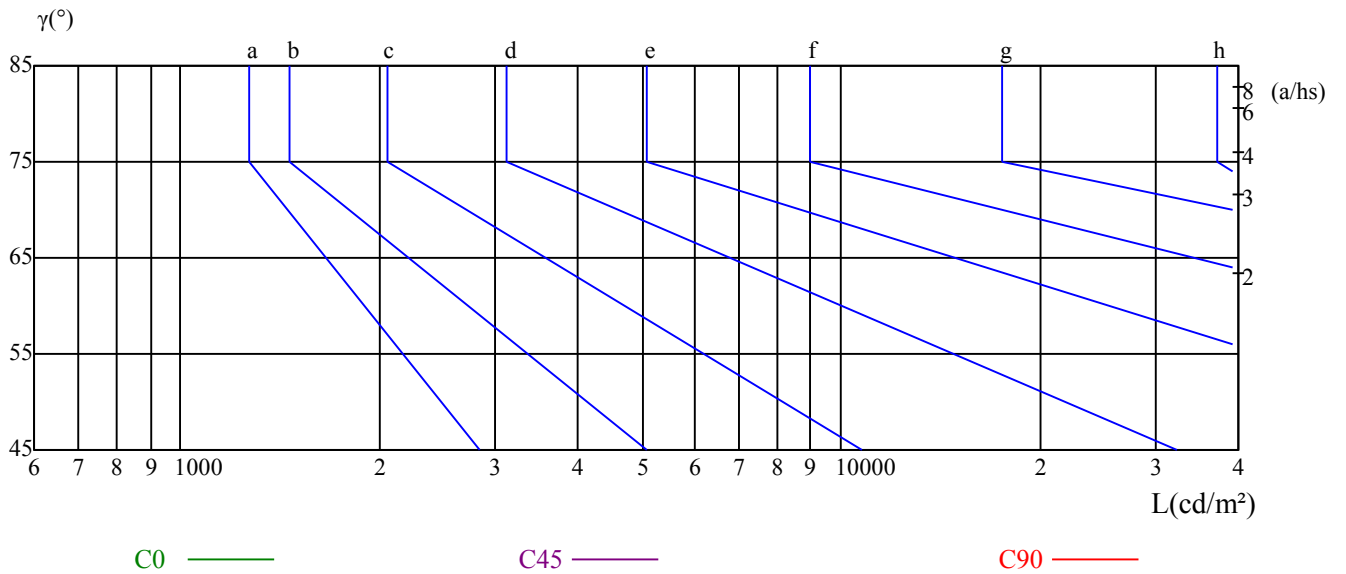
γ	45	50	55	60	65	70	75	80	85
C0	0	0	0	0	0	0	0	0	0
C45	0	0	0	0	0	0	0	0	0
C90	0	0	0	0	0	0	0	0	0

L(Hor)(65)	L(Ver)(65)	L45(65)	L(Hor)(75)	L(Ver)(75)	L45(75)	L(Hor)(85)	L(Ver)(85)	L45(85)
0	0	0	0	0	0	0	0	0

Glare Table

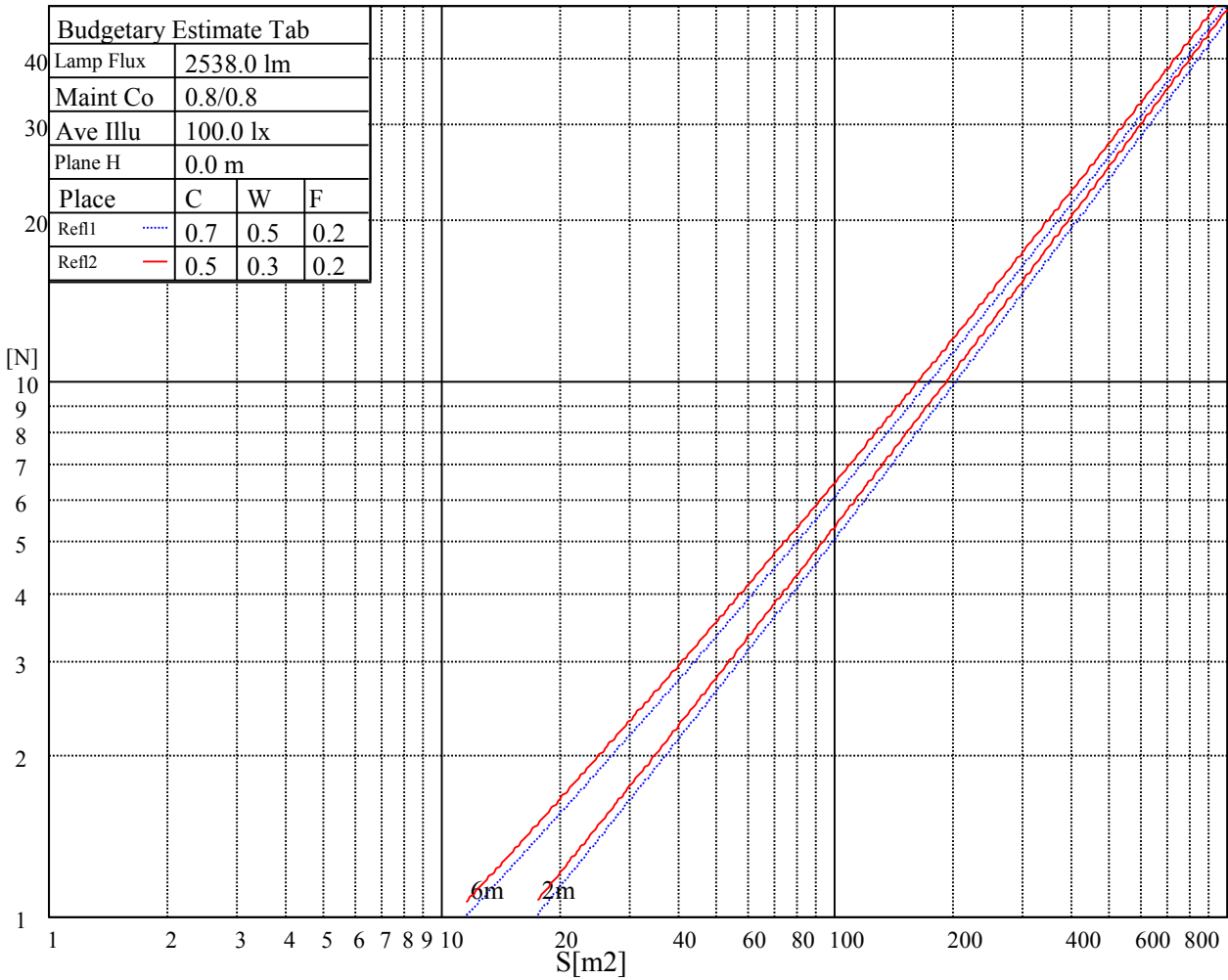
Glare	Quality	Service Values Illuminance(lx)							
1.15	A	2000	1000	500	<=300				
1.5	B		2000	1000	500	<=300			
1.85	C			2000	1000	500	<=300		
2.2	D				2000	1000	500	<=300	
2.55	E					2000	1000	500	<=300
		a	b	c	d	e	f	g	h

Luminance Limiting Curve

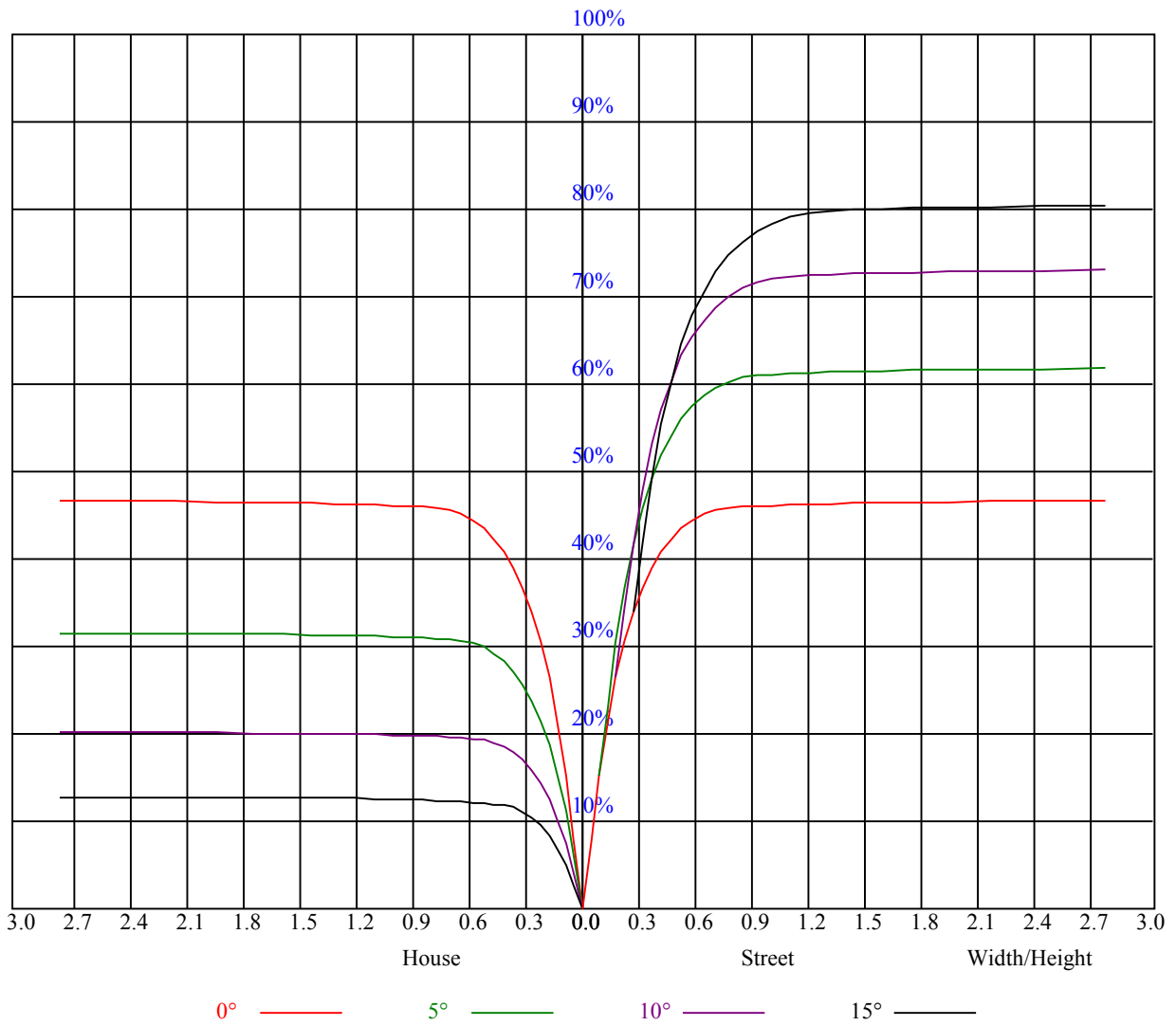


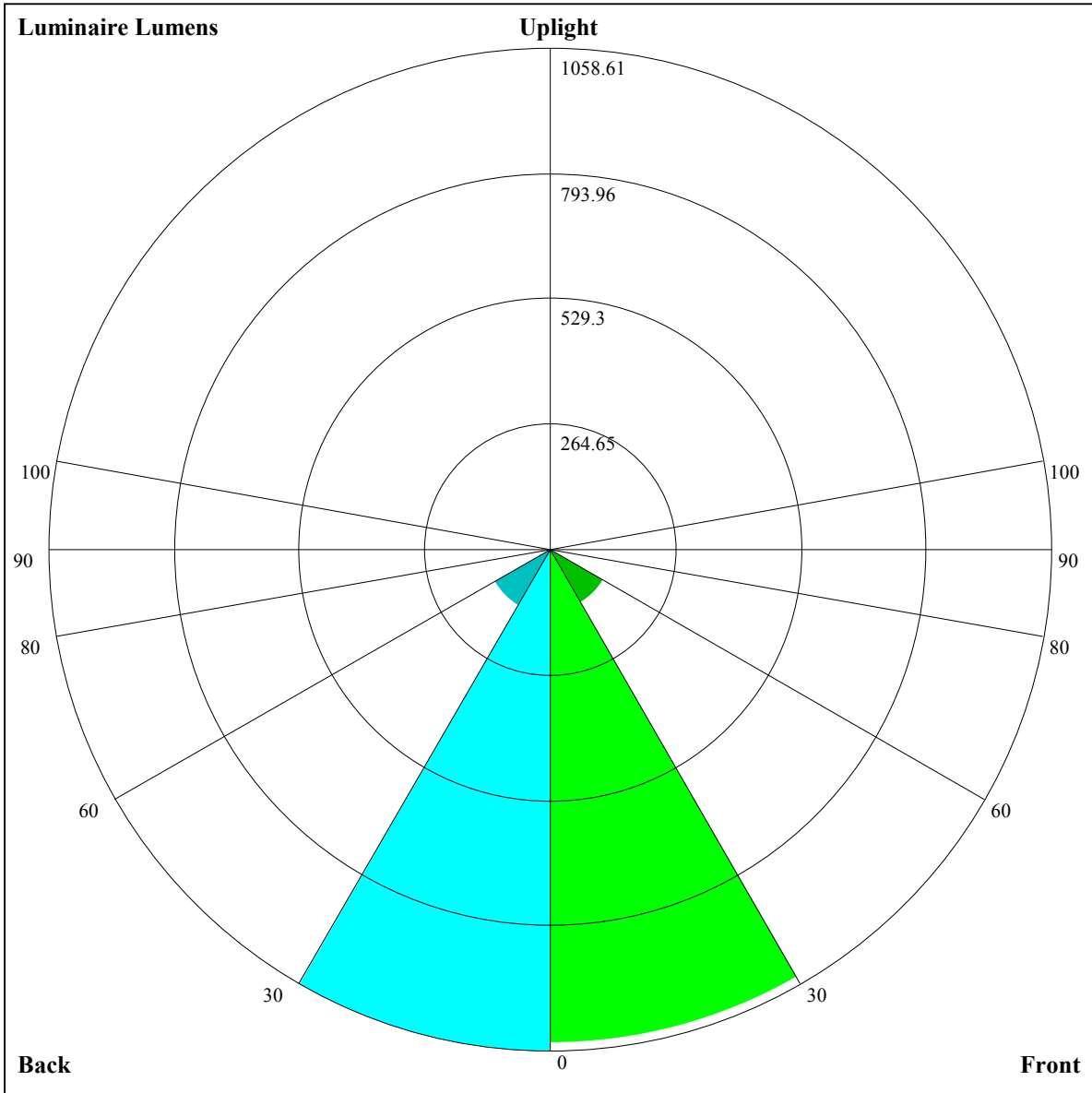
Illumination assessment according UGR											
Rf of Ceiling	70	70	50	50	30	70	70	50	50	30	
Rf of Wall	50	30	50	30	30	50	30	50	30	30	
Rf of Floor	20	20	20	20	20	20	20	20	20	20	
Room dimensions		Viewed crosswise					Viewed endwise				
X	Y										
2H	2H	非数字	非数字	非数字	非数字	非数字	非数字	非数字	非数字	非数字	
	3H	非数字	非数字	非数字	非数字	非数字	非数字	非数字	非数字	非数字	
	4H	非数字	非数字	非数字	非数字	非数字	非数字	非数字	非数字	非数字	
	6H	非数字	非数字	非数字	非数字	非数字	非数字	非数字	非数字	非数字	
	8H	非数字	非数字	非数字	非数字	非数字	非数字	非数字	非数字	非数字	
	12H	非数字	非数字	非数字	非数字	非数字	非数字	非数字	非数字	非数字	
4H	2H	非数字	非数字	非数字	非数字	非数字	非数字	非数字	非数字	非数字	
	3H	非数字	非数字	非数字	非数字	非数字	非数字	非数字	非数字	非数字	
	4H	非数字	非数字	非数字	非数字	非数字	非数字	非数字	非数字	非数字	
	6H	非数字	非数字	非数字	非数字	非数字	非数字	非数字	非数字	非数字	
	8H	非数字	非数字	非数字	非数字	非数字	非数字	非数字	非数字	非数字	
	12H	非数字	非数字	非数字	非数字	非数字	非数字	非数字	非数字	非数字	
8H	4H	非数字	非数字	非数字	非数字	非数字	非数字	非数字	非数字	非数字	
	6H	非数字	非数字	非数字	非数字	非数字	非数字	非数字	非数字	非数字	
	8H	非数字	非数字	非数字	非数字	非数字	非数字	非数字	非数字	非数字	
	12H	非数字	非数字	非数字	非数字	非数字	非数字	非数字	非数字	非数字	
12H	4H	非数字	非数字	非数字	非数字	非数字	非数字	非数字	非数字	非数字	
	6H	非数字	非数字	非数字	非数字	非数字	非数字	非数字	非数字	非数字	
	8H	非数字	非数字	非数字	非数字	非数字	非数字	非数字	非数字	非数字	
Variation with the observer position at spacings:											
S = 1.0H		非数字/非数字					非数字/非数字				
S = 1.5H		非数字/非数字					非数字/非数字				
S = 2.0H		非数字/非数字					非数字/非数字				
Standard tables:		BK0					BK0				
Uncorrected UGR		负无穷大					负无穷大				

UGR calculation is based on CIE Publ. 117 ,S/H = 0.25



RHOCC	80			70			50			30			10			0
RHOW	50	30	10	50	30	10	50	30	10	50	30	10	50	30	10	0
RCR	COEFFICIENTS OF UTILIZATION RHOFC=20 CU															
0	1.11	1.11	1.11	1.09	1.09	1.09	1.04	1.04	1.04	0.99	0.99	0.99	0.95	0.95	0.95	0.93
1	1.05	1.03	1.01	1.03	1.01	1.00	0.99	0.98	0.97	0.96	0.95	0.94	0.93	0.92	0.91	0.89
2	0.99	0.96	0.94	0.98	0.95	0.93	0.95	0.93	0.91	0.92	0.90	0.89	0.90	0.88	0.87	0.85
3	0.94	0.91	0.88	0.93	0.90	0.87	0.91	0.88	0.86	0.89	0.86	0.84	0.87	0.85	0.83	0.82
4	0.90	0.86	0.83	0.89	0.85	0.82	0.87	0.84	0.82	0.85	0.83	0.81	0.84	0.82	0.80	0.79
5	0.86	0.82	0.79	0.85	0.81	0.79	0.84	0.80	0.78	0.82	0.80	0.77	0.81	0.79	0.77	0.75
6	0.83	0.78	0.75	0.82	0.78	0.75	0.81	0.77	0.75	0.80	0.77	0.74	0.79	0.76	0.74	0.73
7	0.80	0.75	0.72	0.79	0.75	0.72	0.78	0.74	0.72	0.77	0.74	0.71	0.76	0.73	0.71	0.70
8	0.77	0.72	0.70	0.76	0.72	0.69	0.75	0.72	0.69	0.75	0.71	0.69	0.74	0.71	0.69	0.68
9	0.74	0.70	0.67	0.74	0.70	0.67	0.73	0.69	0.67	0.72	0.69	0.67	0.72	0.69	0.66	0.65
10	0.72	0.68	0.65	0.71	0.67	0.65	0.71	0.67	0.65	0.70	0.67	0.64	0.69	0.66	0.64	0.63





Luminaire Lumens:

FL=1040.97,FM=127.44,FH=8.94,FVH=0.96

BL=1058.61,BM=136.33,BH=9.06,BVH=0.95

UL=0,UH=0

BUG Rating:B3-U0-G0

Intensity data(cd)

C/γ(°)	0.0	1.0	2.0	3.0	4.0	5.0	6.0	7.0	8.0
0.0	11887.64	11748.35	10786.98	10786.98	9991.34	8992.92	7895.31	6803.27	6186.45
45.0	11870.93	11809.64	11564.49	11146.61	10522.59	9697.99	8706.24	7630.92	6583.45
90.0	10995.92	10995.92	10460.46	9626.98	8646.32	7591.08	6572.05	5661.09	5175.78
135.0	11876.50	11737.21	11174.47	10561.59	10093.58	9213.26	8221.51	7201.90	6238.01
180.0	11887.64	11865.35	11664.78	11302.62	10756.60	10015.57	9486.27	8110.08	7502.77
225.0	11870.93	11776.21	10828.19	10828.19	10699.46	9943.98	9016.89	7978.88	6955.91
270.0	10995.92	11870.93	11954.50	11831.92	11553.34	11308.19	10455.73	9614.42	9034.97
315.0	11876.50	11965.64	11865.35	10932.37	10932.37	10512.82	9647.01	8591.76	7476.33
360.0	11887.64	11748.35	10786.98	10786.98	9991.34	8992.92	7895.31	6803.27	6186.45
C/γ(°)	9.0	10.0	11.0	12.0	13.0	14.0	15.0	16.0	17.0
0.0	4971.31	4551.75	3977.30	3370.57	3153.86	2839.58	2561.00	2316.43	2103.60
45.0	5636.28	4856.25	4232.23	3725.21	3312.91	2973.04	2850.46	2850.46	2247.31
90.0	4263.71	3943.34	3494.83	3130.41	2815.09	2535.40	2287.99	2073.49	1884.05
135.0	5379.98	4666.81	4087.37	3624.92	3240.48	2911.75	2911.75	2789.18	2105.81
180.0	6511.02	5285.26	4845.11	4243.37	3747.50	3346.34	3000.90	2811.46	2811.46
225.0	5998.70	5170.21	4490.47	3942.24	3501.50	3132.67	2810.62	2533.14	2291.36
270.0	7564.06	6923.32	5942.72	5112.54	4432.81	3892.36	3452.20	3078.90	2878.32
315.0	6417.67	5477.22	4845.37	4108.23	3624.66	3304.81	2962.74	2670.75	2411.67
360.0	4971.31	4551.75	3977.30	3370.57	3153.86	2839.58	2561.00	2316.43	2103.60
C/γ(°)	18.0	19.0	20.0	21.0	22.0	23.0	24.0	25.0	26.0
0.0	1913.59	1748.65	1599.37	1468.44	1344.71	1091.41	1053.30	1053.30	958.53
45.0	2037.85	1855.09	1694.62	1553.64	1423.87	1307.97	1201.00	1102.34	1015.98
90.0	1719.69	1573.72	1442.79	1326.36	1090.62	1090.62	1043.94	984.55	913.64
135.0	1908.02	1803.84	1647.26	1509.07	1387.65	1277.32	1175.35	1087.89	1011.57
180.0	2214.46	2006.10	1826.65	1666.23	1529.15	1429.96	1300.71	1203.79	1131.36
225.0	2118.06	1885.73	1721.37	1604.94	1474.01	1356.43	1218.24	1106.34	1073.59
270.0	2878.32	2265.71	2049.52	1861.76	1696.30	1552.54	1424.39	1329.67	1215.46
315.0	2179.92	1975.98	1798.79	1647.26	1507.44	1379.29	1223.81	1100.03	1062.18
360.0	1913.59	1748.65	1599.37	1468.44	1344.71	1091.41	1053.30	1053.30	958.53
C/γ(°)	27.0	28.0	29.0	30.0	31.0	32.0	33.0	34.0	35.0
0.0	896.09	814.67	725.57	634.85	547.75	460.45	378.50	300.92	231.38
45.0	936.35	859.98	774.19	683.37	595.90	508.44	457.71	373.61	295.03
90.0	832.96	743.76	653.04	561.26	474.27	389.28	311.64	241.63	177.77
135.0	939.13	864.44	776.98	685.63	593.69	508.44	423.18	343.50	299.50
180.0	1035.48	975.35	901.24	818.19	729.62	638.79	550.75	461.60	376.93
225.0	994.64	920.26	842.58	754.27	661.08	571.30	481.95	396.79	316.11
270.0	1119.63	1038.85	964.21	892.30	812.62	726.83	637.69	551.33	463.86
315.0	978.61	934.30	860.19	741.81	687.73	598.90	513.90	430.49	352.43
360.0	896.09	814.67	725.57	634.85	547.75	460.45	378.50	300.92	231.38
C/γ(°)	36.0	37.0	38.0	39.0	40.0	41.0	42.0	43.0	44.0
0.0	170.04	117.69	80.74	59.34	51.62	46.47	42.37	39.00	35.74
45.0	295.03	150.33	102.18	73.48	59.66	52.98	47.62	43.52	39.79
90.0	123.36	84.63	63.39	54.72	48.88	44.84	41.10	37.48	34.48
135.0	299.50	154.90	99.08	75.53	60.66	53.35	48.41	44.26	40.42
180.0	297.24	297.24	163.26	113.54	91.51	62.86	54.67	50.93	46.10
225.0	270.33	179.13	146.44	102.34	76.27	64.02	56.93	51.41	46.78
270.0	381.97	303.97	303.97	170.36	137.03	81.58	69.01	59.55	53.61
315.0	282.84	217.71	157.37	107.28	73.22	56.93	50.72	45.47	41.52
360.0	170.04	117.69	80.74	59.34	51.62	46.47	42.37	39.00	35.74

Intensity data(cd)

C/γ(°)	45.0	46.0	47.0	48.0	49.0	50.0	51.0	52.0	53.0
0.0	32.85	30.49	28.23	26.39	25.23	23.44	22.76	21.97	21.60
45.0	36.16	33.11	30.64	29.22	26.44	24.97	24.18	23.07	22.39
90.0	31.96	30.49	28.44	25.97	25.12	23.97	22.92	22.65	22.23
135.0	36.90	33.96	31.54	29.38	27.33	25.65	24.49	23.65	22.92
180.0	41.84	38.06	34.90	32.33	30.01	27.81	25.97	24.55	23.55
225.0	42.47	38.74	35.58	32.85	30.33	28.23	26.65	25.34	24.34
270.0	48.73	44.52	40.37	36.90	34.06	31.64	29.38	27.39	26.02
315.0	37.63	34.27	31.59	29.17	27.12	25.65	23.76	22.81	21.97
360.0	32.85	30.49	28.23	26.39	25.23	23.44	22.76	21.97	21.60
C/γ(°)	54.0	55.0	56.0	57.0	58.0	59.0	60.0	61.0	62.0
0.0	21.34	21.34	21.50	21.50	21.39	21.03	20.60	19.45	18.24
45.0	21.92	21.50	21.50	21.50	21.24	20.87	20.29	19.13	18.08
90.0	22.13	22.23	21.71	21.39	20.87	19.66	18.50	16.93	14.77
135.0	22.44	22.34	22.18	21.81	21.71	21.18	20.18	19.03	17.50
180.0	22.76	22.23	21.97	21.92	21.76	21.60	21.24	20.55	19.55
225.0	23.71	23.23	22.86	22.65	22.29	21.97	21.34	20.39	19.19
270.0	24.81	23.86	23.29	22.97	22.92	22.86	22.60	22.44	21.76
315.0	21.50	21.08	20.97	21.08	21.03	20.87	20.87	20.34	19.13
360.0	21.34	21.34	21.50	21.50	21.39	21.03	20.60	19.45	18.24
C/γ(°)	63.0	64.0	65.0	66.0	67.0	68.0	69.0	70.0	71.0
0.0	16.35	14.03	11.72	9.51	8.04	6.99	6.15	5.89	5.31
45.0	16.40	14.40	12.51	10.41	8.57	7.57	7.04	6.36	5.68
90.0	12.72	10.57	8.62	7.62	7.10	6.47	5.78	5.57	5.20
135.0	15.45	13.40	11.25	9.30	8.09	7.10	6.47	5.94	5.62
180.0	18.29	16.93	14.98	12.30	10.46	8.73	7.62	6.78	6.10
225.0	17.71	15.77	13.82	11.30	9.25	8.04	7.10	6.47	5.94
270.0	20.71	19.66	18.13	15.98	13.56	11.25	9.04	7.88	6.99
315.0	17.92	16.35	14.30	12.25	9.88	8.30	7.36	6.47	5.94
360.0	16.35	14.03	11.72	9.51	8.04	6.99	6.15	5.89	5.31
C/γ(°)	72.0	73.0	74.0	75.0	76.0	77.0	78.0	79.0	80.0
0.0	5.10	4.78	4.47	4.15	3.94	3.73	3.42	3.10	2.89
45.0	5.52	5.10	4.84	4.57	4.26	3.99	3.78	3.42	3.10
90.0	4.94	4.68	4.36	4.10	3.84	3.57	3.26	2.89	2.52
135.0	5.20	4.84	4.57	4.26	4.10	3.73	3.42	3.21	2.94
180.0	5.68	5.26	4.94	4.57	4.31	4.10	3.78	3.57	3.26
225.0	5.52	5.15	4.84	4.52	4.15	3.94	3.73	3.42	3.00
270.0	6.36	5.94	5.47	5.10	4.78	4.52	4.15	3.89	3.68
315.0	5.62	5.10	4.89	4.63	4.21	3.94	3.73	3.42	3.10
360.0	5.10	4.78	4.47	4.15	3.94	3.73	3.42	3.10	2.89
C/γ(°)	81.0	82.0	83.0	84.0	85.0	86.0	87.0	88.0	89.0
0.0	2.52	2.26	2.00	1.73	1.47	1.31	1.16	0.89	0.68
45.0	2.84	2.52	2.16	1.89	1.68	1.37	1.21	1.00	0.84
90.0	2.31	2.00	1.73	1.42	1.31	1.10	0.89	0.68	0.79
135.0	2.63	2.21	2.00	1.73	1.52	1.21	1.05	0.89	0.79
180.0	2.94	2.63	2.31	2.05	1.68	1.47	1.26	1.05	0.84
225.0	2.84	2.47	2.16	1.89	1.68	1.37	1.21	1.05	0.79
270.0	3.31	3.05	2.73	2.37	2.05	1.79	1.52	1.31	1.10
315.0	2.84	2.47	2.26	2.05	1.79	1.47	1.31	1.10	0.95
360.0	2.52	2.26	2.00	1.73	1.47	1.31	1.16	0.89	0.68

Intensity data(cd)

C/γ(°)	90.0
0.0	0.68
45.0	0.79
90.0	0.68
135.0	0.68
180.0	0.63
225.0	0.63
270.0	0.95
315.0	0.89
360.0	0.68